


Red line = Cut Line

Green line = Safe area


Images you want to bleed to the edge of the page should go all the way to the black line (extend beyond the red line). All text and other elements that you do not want cut off should be inside the green line.



Red line = Cut Line

Green line = Safe area


Images you want to bleed to the edge of the page should go all the way to the black line (extend beyond the red line). All text and other elements that you do not want cut off should be inside the green line.



Red line = Cut Line

Green line = Safe area

Images you want to bleed to the edge of the page should go all the way to the black line (extend beyond the red line). All text and other elements that you do not want cut off should be inside the green line.



Red line = Cut Line

Green line = Safe area

Images you want to bleed to the edge of the page should go all the way to the black line (extend beyond the red line). All text and other elements that you do not want cut off should be inside the green line.